



## 2016 Survey Summary Report

SOGI YAC is a collaborative of local leaders and advocates who want to use their cross-system influence to build a safer, more affirming community for youth in Saginaw County. The Council was formed in 2015 when Saginaw MAX, having committed to providing outreach and support to LGBTQ+ youth with emotional and behavioral challenges, convened a group to identify community needs. After the initial task was completed, the collected individuals determined that they had a united and much-needed purpose and have expanded their vision and membership. Members include representatives from mental health, schools, college/universities, the faith community, juvenile justice, child welfare, health care, LGBTQ+ advocacy and support groups, youth and families.


The Great Lakes Bay Pride Festival provided an excellent opportunity to collect data from local youth. With input from all members of SOGI YAC, both a youth and caregiver survey was developed. Questions asked about safety concerns, counselor preferences, and resource needs. Approximately 1,250 people of all ages attended the event. Individuals completing the survey received a rainbow lei for their participation.

Although the survey resulted in some of the only local data on LGBTQ+ youth needs, interpretations should be made with caution. The sample size is small and may not be representative. Experiences of youth who are comfortable enough to attend a Pride Festival may be different than others. Additionally, the festival was held in neighboring Bay County, so not all responses reflect the opinions of Saginaw County residents.

This report describes the results from the youth and caregiver surveys. For simplicity, "LGBTQ+" is used to describe the diverse array of terms youth and caregivers used to describe their sexual orientation and gender identity. Youth and caregivers of youth who identify as LGBTQ+ are compared with those who do not. Ns reflect the number of respondents to an individual question, and were used to calculate percentages throughout the report.

### Key Study Questions:

1. How safe and supported do LGBTQ+ youth feel in their community? Do feelings differ at home, in school, or in their neighborhood? Are perceptions different for non-LGBTQ+ youth?
2. In what situations have caregivers advocated for their youth?
3. What characteristics do youth and caregivers look for in a counselor?
4. What resources or programs are youth and caregivers interested in?



### Response Rate:

- **198 Youth Surveys**
  - 156 LGBTQ+ youth
- **56 Caregiver Surveys**
  - 28 Caregivers of LGBTQ+ youth

### For More Information:

(989) 573- 8494  
admin@apprecots.com



The SOGI YAC booth at Great Lakes Bay Pride Festival: July 23, 2016

# YOUTH: SURVEY SAMPLE

## Are you a Saginaw County resident?

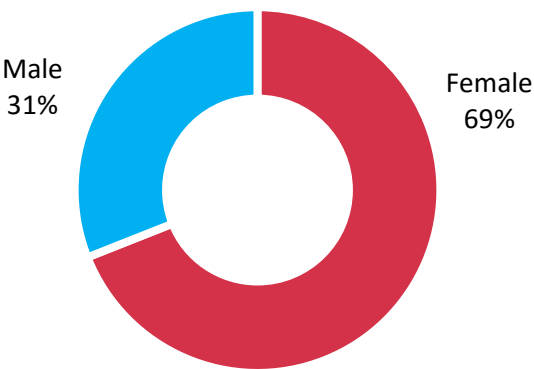
**All**  
(n=196)  
**21%**

**LGBTQ+**  
(n=156)  
**19%**


**Straight**  
(n=40)  
**30%**

Top 10 Zip Codes	n
48706	44
48708	28
48603	10
48640	10
48642	9
48732	8
48604	7
48602	6
48638	4
48746	4

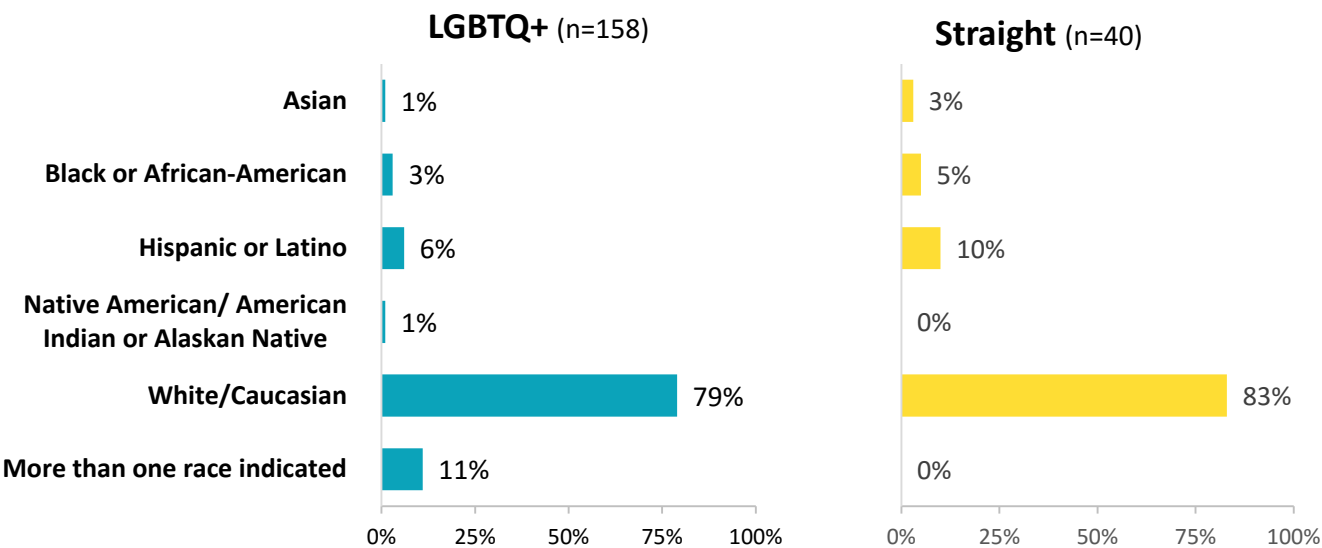
## What sex were you assigned at birth, on your original birth certificate? (n=198)



## How old are you?

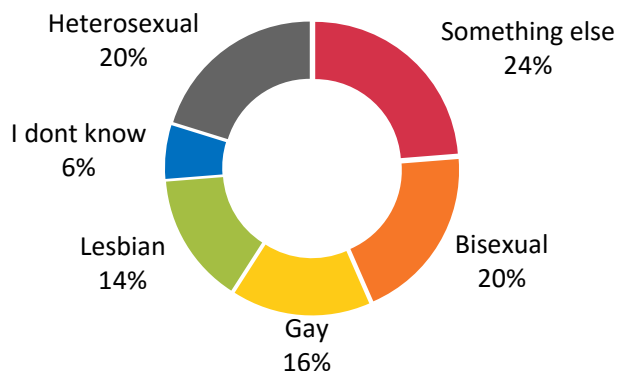


## How do you describe your race and/or ethnicity? (Check all that apply).



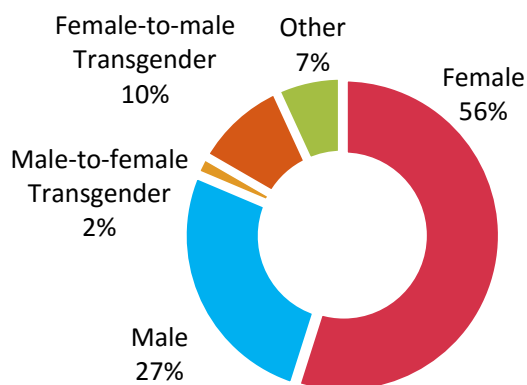
# YOUTH: SEXUAL ORIENTATION & GENDER IDENTITY

Which best represents how you think of yourself? (n=198)



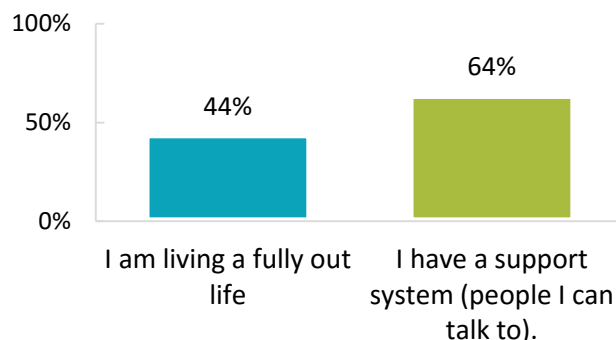
Something Else	n	Something Else	n
Pansexual	19	human being	1
Transgender	5	intersex/ transgendered	1
Asexual	3	Panromantic	1
demisexual	2	Panromantic/ asexual	1
Queer	2	panromatic/ demisexual	1
Alien	1	polysexual	1
Demi/Pan	1	queer	1
bisexual lesbian	1	Queer/Pansexual	1
Femme	1	Trans F+M	1
homoflexible	1	transbian	1

What is your gender identity?

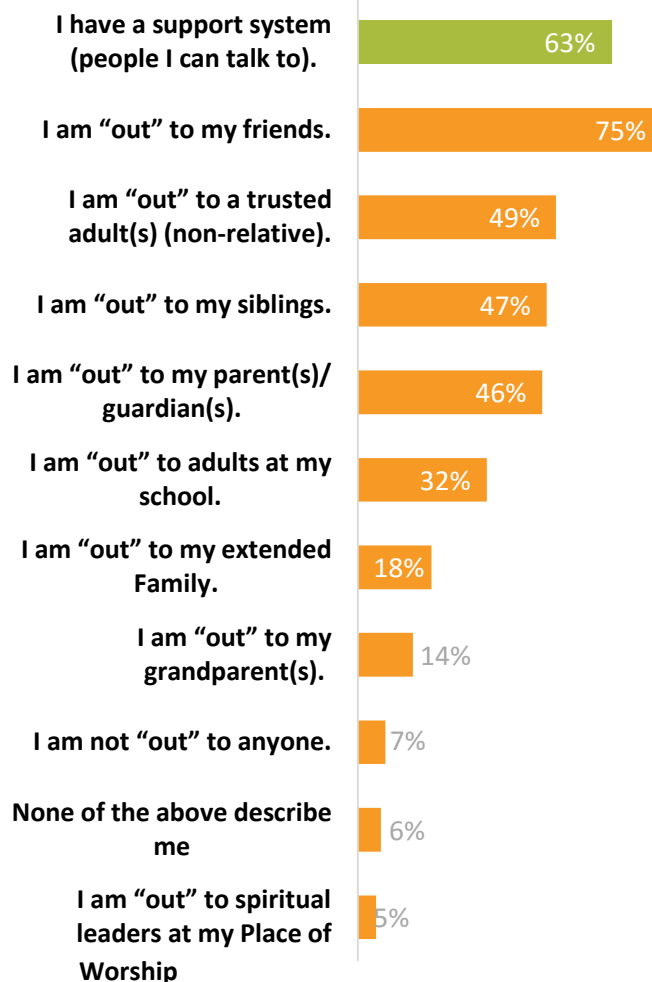


\*Other: Agender (n=3), "attack helicopter", alien, complicated, demi-boy gender queer, demiboy, femme genderless, fluid, gender queer, whatever you want to call me

Among LGBTQ+ Youth (n=158)



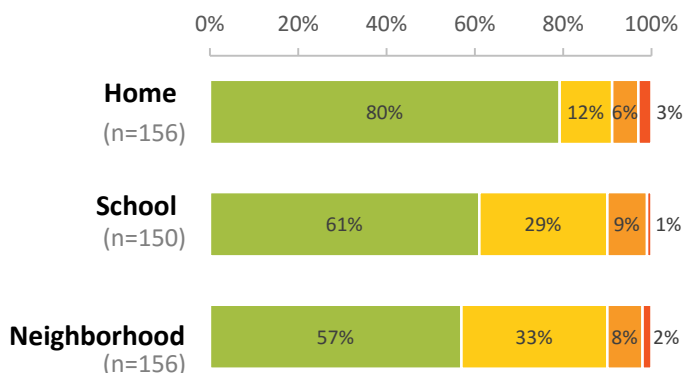
Among LGBTQ+ Youth NOT "living a fully out life" (n=88):



# YOUTH: SAFETY AND SUPPORT

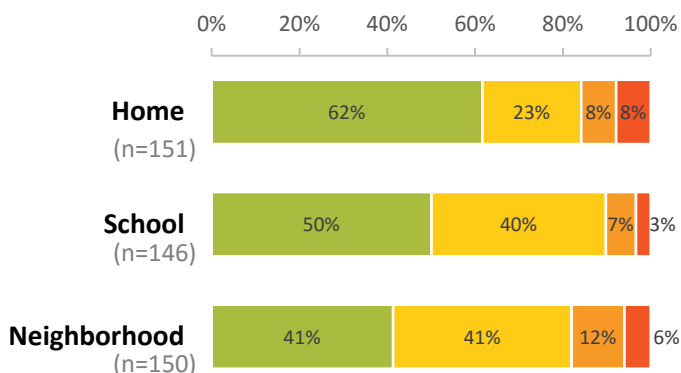
If you are an LGBTQ+ person, check how **safe** you feel in each area:

Safe / Somewhat Safe / Somewhat Unsafe / Unsafe



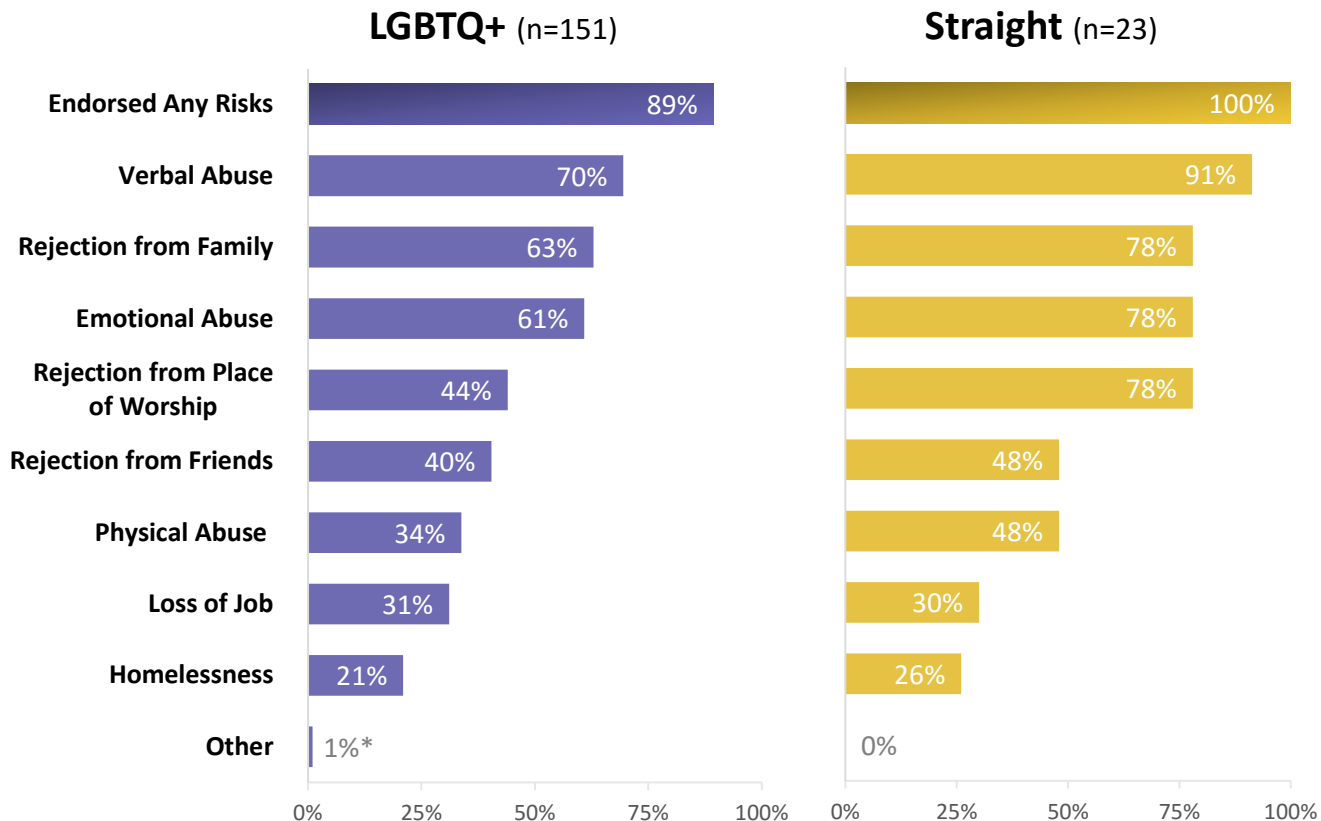
If you are an LGBTQ+ person, check how **supported** you feel in each area:

Very Supported / Somewhat Supported / Somewhat Not Supported / Not Supported



## YOUTH: RISK PERCEPTION

Check all you feel to be a great **risk** for you as an LGBTQ+ person, or for LGBTQ+ people you know:



\*Other responses: "Gun violence", "Police"



# YOUTH: GETTING HELP

Have you ever talked to a counselor (or someone else whose job is to help people) about worries, problems, or things that were on your mind?

**LGBTQ+**  
(n=153)  
**55%**

**Straight**  
(n=32)  
**63%**

When considering a counselor, which items from the list below would be most important to you in order to make this decision?

**LGBTQ+ (n=151)**

**Straight (n=23)**

Views same-sex relations as normal and natural

74%

41%

Has experience helping with understanding and managing feelings and emotions

73%

53%

Has worked with other LGBTQ+ individuals in the past

62%

41%

Has experience helping people who have thoughts about hurting or killing themselves

56%

35%

Has experience helping people who have lived through something traumatic

56%

47%

Has experience helping with navigating relationships

51%

36%

Has experience helping with planning and navigating the coming out process

51%

27%

Has experience with family counseling

47%

41%

Displays a rainbow, LGBTQ+-relevant brochures and materials, or other visible safe-space signs

34%

21%

Has experience helping with substance use problems

33%

32%

Other

5%

3%

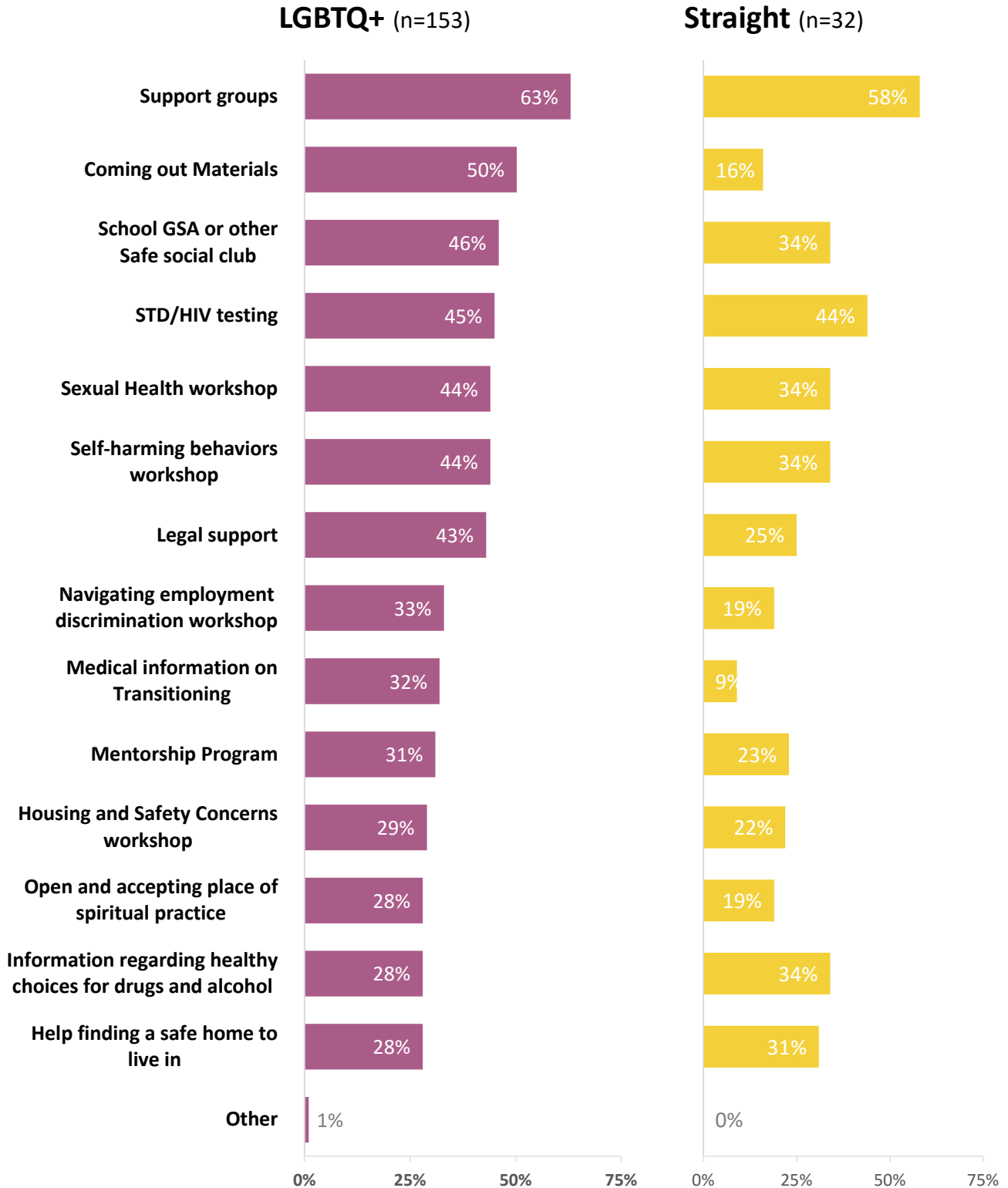
0% 25% 50% 75%

0% 25% 50% 75%



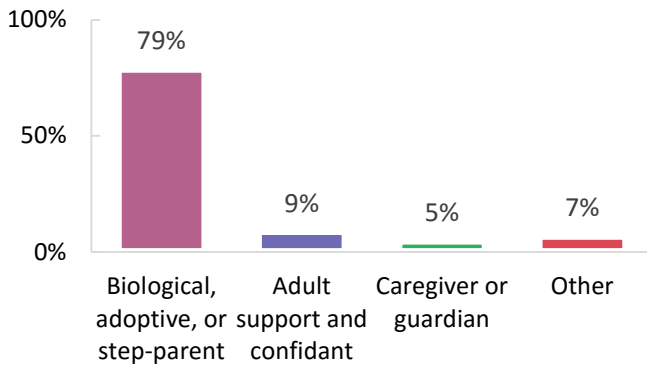
# YOUTH: RESOURCES

Check all the resources that you would find helpful and programs that you would attend.



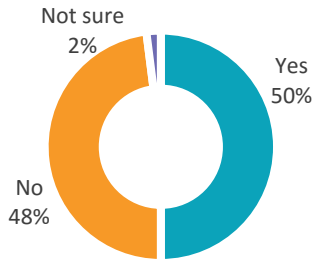
# CAREGIVER: SURVEY SAMPLE

## Which best describes you?

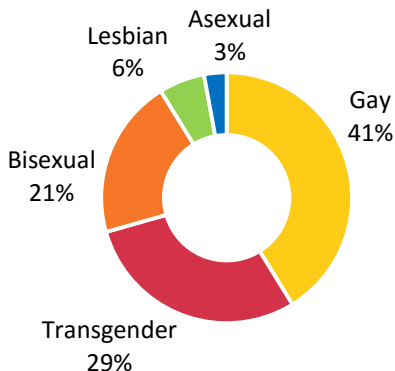



\*Other responses: Minister, Checked multiple responses

## Are you the caregiver of an LGBTQ+ youth?



*If yes, caregivers provided ages and perceived sexual/gender identity for up to 3 children/youth.*



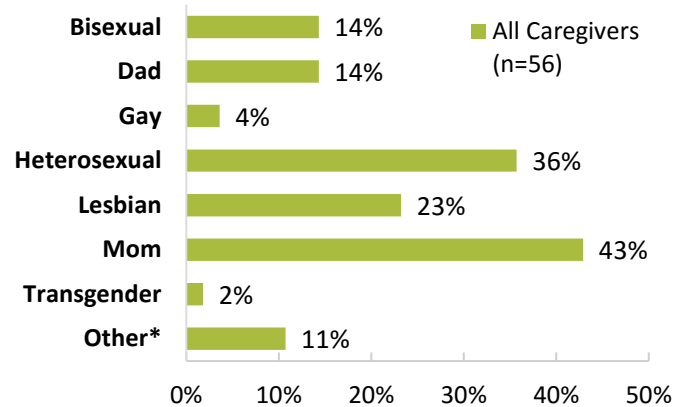
## Are you a Saginaw County resident?

All Caregivers (n=54) **20%**

Caregiver of LGBTQ+ (n=27) **15%**

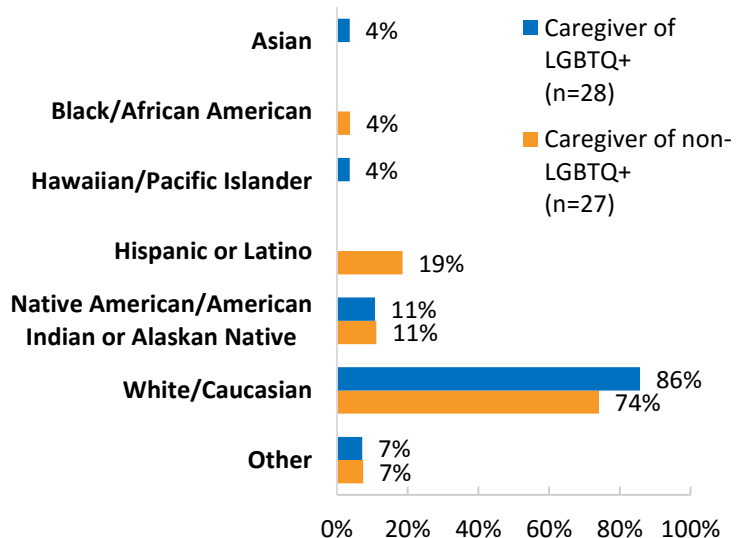
Top 5 Zip Codes	n
48706	13
48708	19
48642	7
48640	5
48603	3

## Which best represents how you think of yourself? (Check all that apply.)



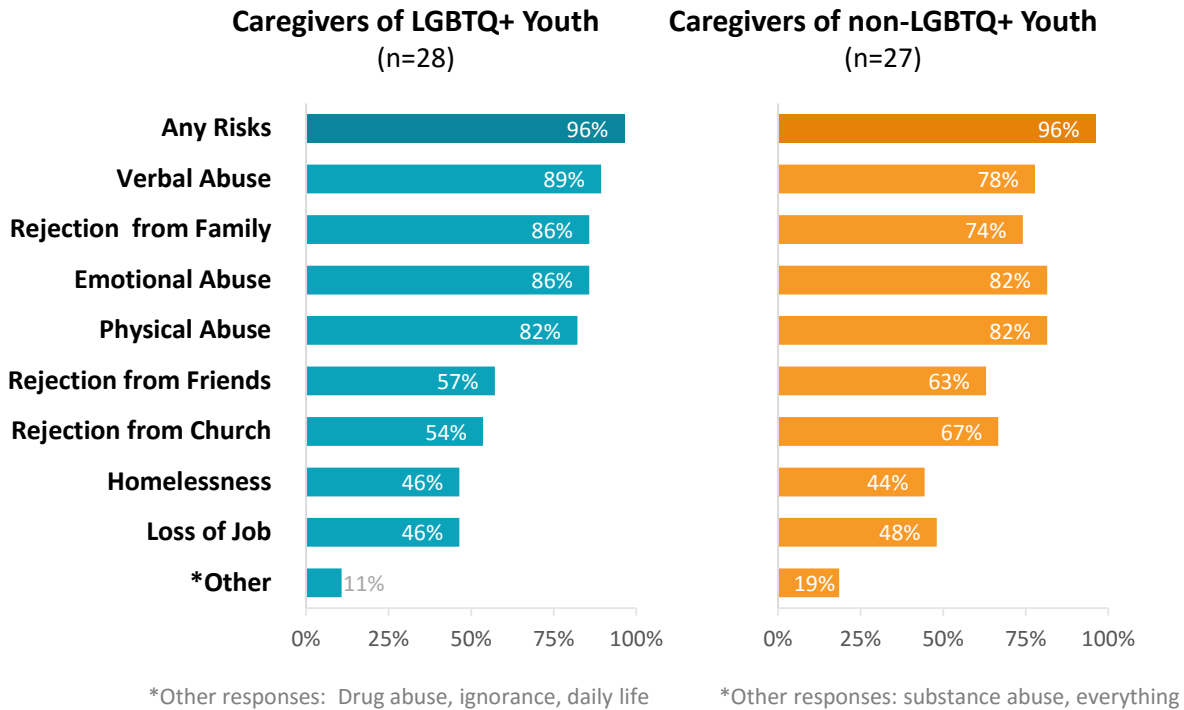
\*Other responses: Aunt, Fancy Lady, Human, Older Sibling, Questioning

## How do you describe your race and/or ethnicity? (Check all that apply.)



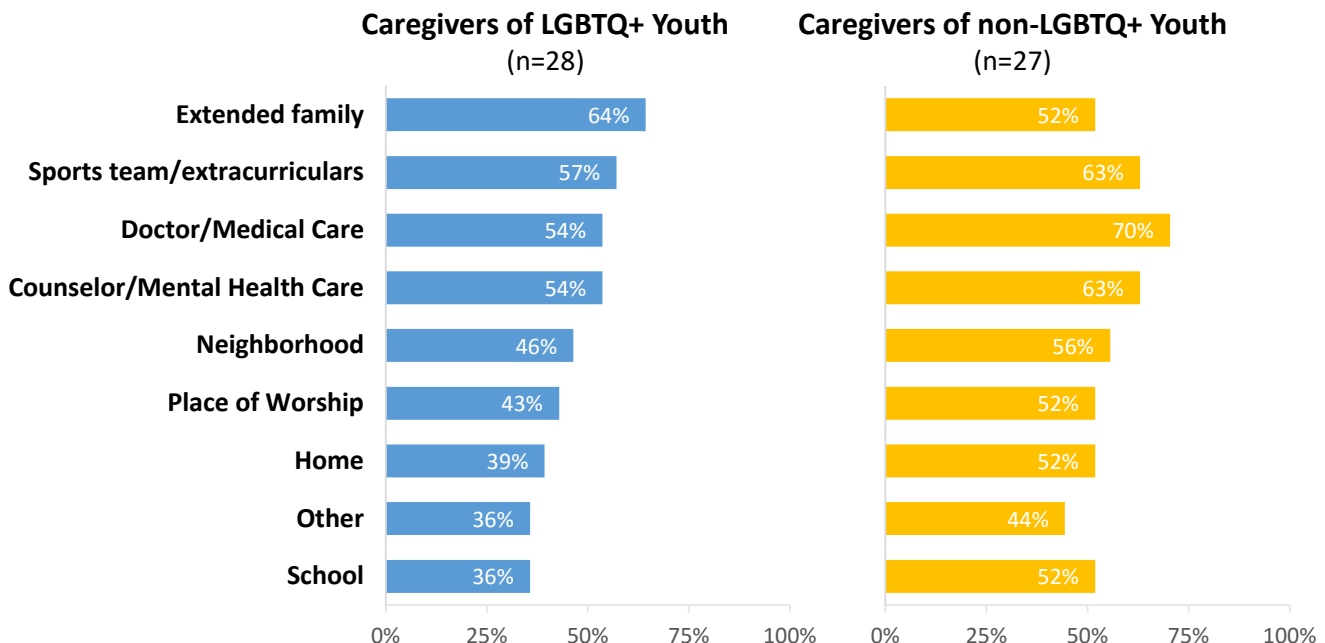
# CAREGIVER: RISK PERCEPTIONS

Check you feel to be a great *risk* for LGBTQ+ youth in your community



# CAREGIVER: ADVOCACY

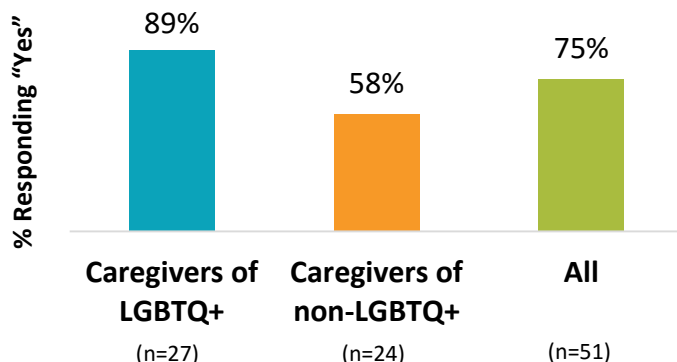
To ensure that the youth that you care for is treated with respect and fairness, have you been directly involved with other adults on their behalf? Please indicate for each of the following environments.



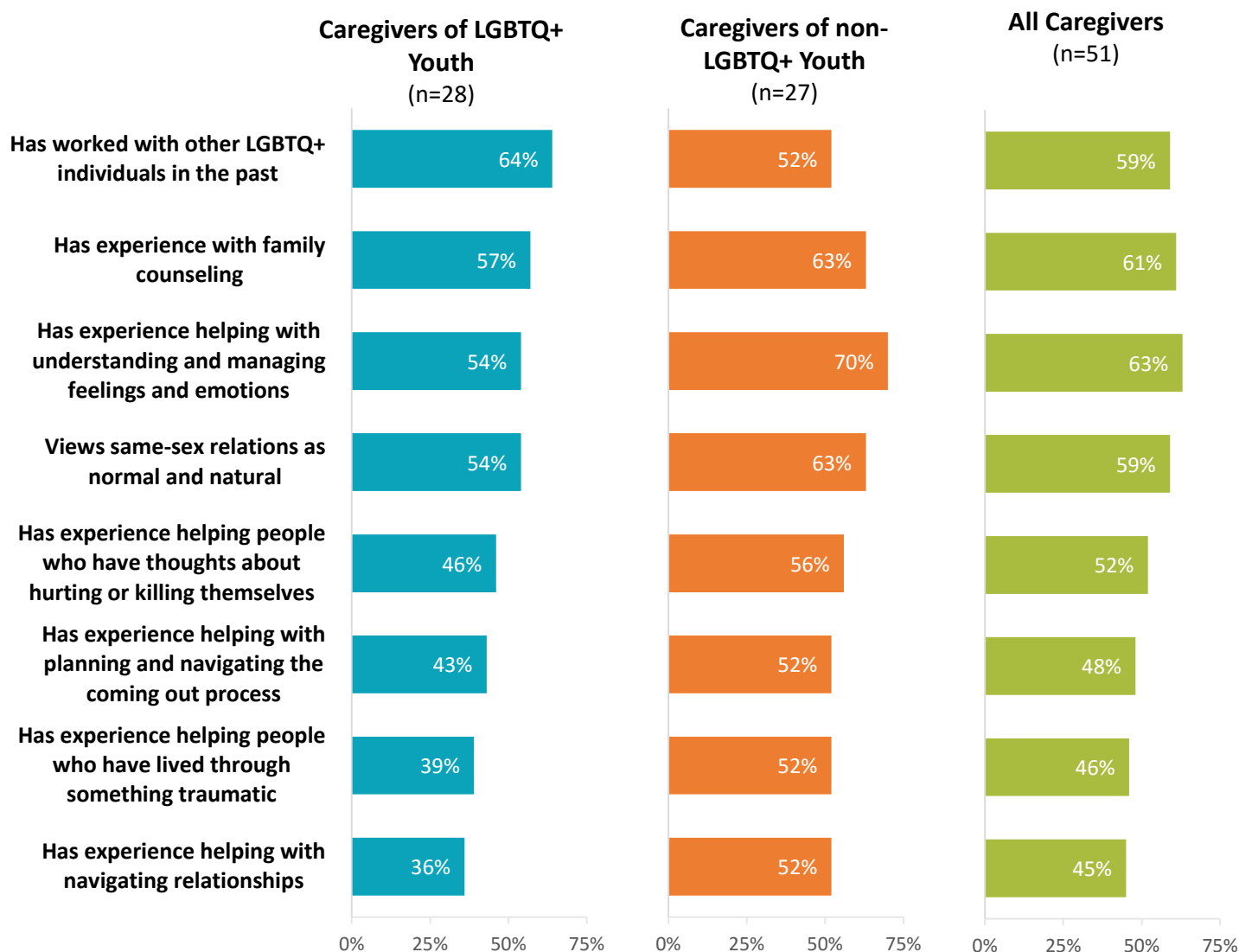


# CAREGIVER: GETTING HELP

Has the youth you care for ever talked to a counselor (or someone else whose job is to help people) about worries, problems, or things that were on your mind?



When considering a counselor, which items from the list below would be most important to you in order to make this decision?



# CAREGIVER: RESOURCES

Check all the resources that you would find helpful and programs that you would attend.

